

The background features a dark blue gradient with a subtle pattern of white dots. Overlaid on this are several white circular elements: a large scale on the left with markings from 140 to 260, and several smaller circles with arrows indicating clockwise or counter-clockwise rotation. The main title is centered in a large, white, sans-serif font.

QUIZLET在线教学运用

Dr. Y. WANG

依岭中文学校

AGENDA

1、Quizlet 简介

2、如何用于中文教学

1) 开账户

2) 制作闪卡 (Flashcard)

3) 建立文件夹

4) 开设班级及功能

5) 游戏: Quizlive

3、免费及付费账户的功能区别

1、QUIZLET 是什么？

Quizlet 它是一个网上学习工具，提供学生不同的方式和游戏来学习知识，广泛运用于语言的教学。功能有：

- 闪卡（Flashcards）
- 学习(Learn)
- 书写（Write）*
- 拼写（Speller）
- 测试（Test)

- 配对（Match）
- 重力游戏（Gravity）
- 在线比赛（Live）

* Quizlet 书写功能只能打字，如希望看到学生的书写过程，笔画顺序等，可以结合白板(<https://whiteboard.fi/>) 功能。

2、QUIZLET的运用

1) 申请免费账号

quizlet.com

Quizlet Search Browse Create Log in Sign up

Continue with Google Continue with Facebook

OR EMAIL

BIRTHDAY

Month Day Year ?

USERNAME

andrew123

EMAIL

user@quizlet.com

PASSWORD

.....

I accept Quizlet's [Terms of Service](#) and [Privacy Policy](#)

Sign up

Already have an account? [Log in](#)

Quizlet will never sell your email information to any third parties. We hate spam just as much as you do.

Become your unstoppable Master any subject, one success at a time. Get started

I'm a teacher I'm a parent

QUIZLET IS FOR "tomorrow I can go places" students

2) 制作闪卡

Quizlet Search Browse Create Upgrade to Teacher Wyuae

Create a new study set Create

Enter a title, like "Biology - Chapter 22: Evolution"
TITLE

Add a description...
DESCRIPTION

+ Import from Word, Excel, Google Docs, etc.

Visible to everyone Change Only editable by me Change

Add an annotated diagram
Drag and drop any image or [choose an image](#).

1

Enter term TERM Enter definition DEFINITION IMAGE

2

Nice set. Would you like to share it? ×

recipient@email.co.uk Send email

SHARE LINK VIA EMAIL

https://quizlet.com/_8fjmhf?x=lqqt&i=yvkd Copy link

Share on Google Classroom

Share on Firefly

Add to a class or folder

建闪卡TIP 1: 利用大众资源

Quizlet

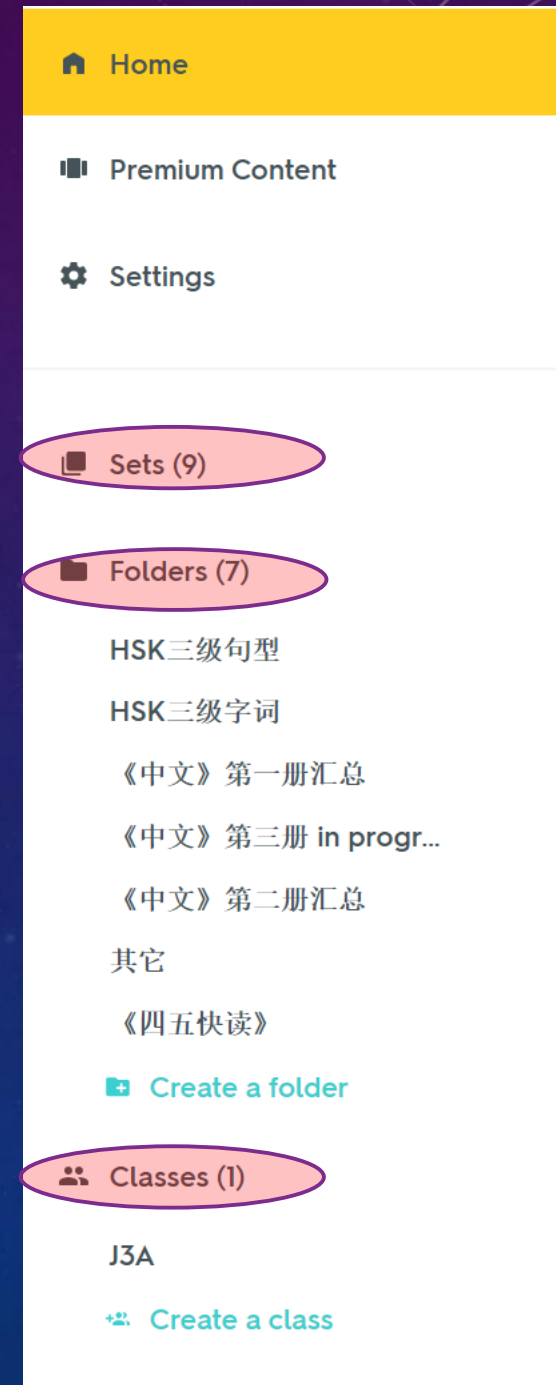
🔍 Search

☰ Browse

📄 Create

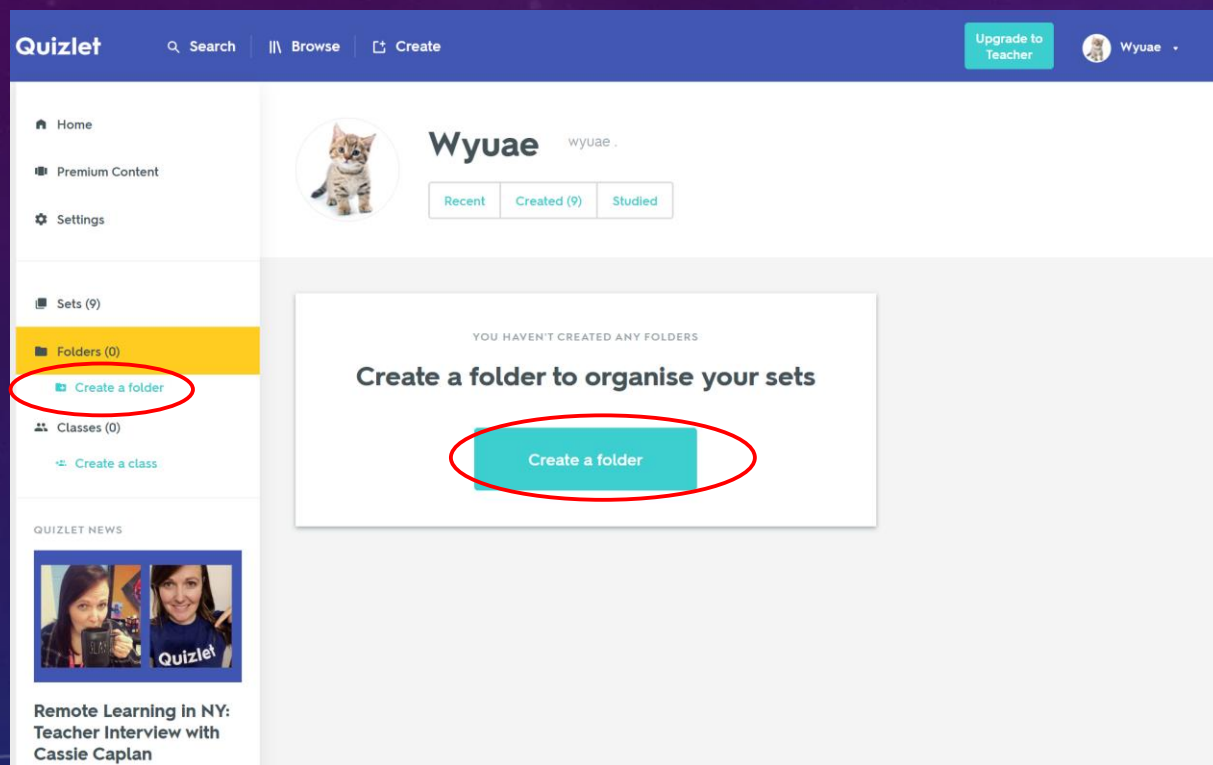
管理你的QUIZLET教学区域

- Set: 根据不同教学需求, 建立不同的闪卡
- Folder: 建立文件夹对闪卡进行分类管理
- Class: 建立班级, 运用不同闪卡辅助教学



3) 建立文件夹，归类闪卡

第一步：建立文件夹



第二步：加入闪卡

方法1：打开一套闪卡，右下角点击



方法2：打开文件夹



4) 建立班级

Premium Content

Settings

Sets (9)

Folders (1)

Folder 1

Create a folder

Classes (0)

Create a class

QUIZLET NEWS

Remote Learning in NY:
Teacher Interview with
Cassie Caplan

Help Centre

Privacy Policy

Create a new class

Enter a class name (course, teacher, year, section, etc.)

CLASS NAME

Enter a description (optional)

DESCRIPTION

Allow your students to add study sets and new members

SELECT A SCHOOL

Enter the name of the school

Create class

班级功能

加入闪闪卡

加入学员

连接google classroom

其它功能

5 sets | 12 members | Ealing Chinese School - London

J3A

Sets | Members | **Progress**

LINK TO JOIN THE CLASS
<https://quizlet.com/join/GKfSB8VRD>

班级的一些运用

1) 了解学生学习情况

The screenshot shows the Quizlet class interface for a class named 'J3A'. At the top, there are tabs for 'Sets', 'Members', and 'Progress'. The 'Progress' tab is selected. Below the tabs, there is a dropdown menu for the set name '《中文》第三册第四课《猜一猜》A' and a date range 'past two weeks (12/05/2020-26/05/2020)'. A red circle highlights the 'Activity' button. Below this, there is a grid of student profiles, each with a row of activity icons: LEARN, FLASHCARDS, WRITE, SPELL, TEST, MATCH, and GRAVITY. The 'MATCH' icon for each student is highlighted with a green checkmark, indicating that the Match game has been used.

2) 调整教学重点

The screenshot shows the Quizlet interface displaying student performance on various terms. At the top, there is a dropdown menu for the set name '《中文》第三册第四课《猜一猜》A' and a date range 'past two weeks (12/05/2020-26/05/2020)'. A red circle highlights the 'Mastery' button. Below this, there is a table of terms and their mastery percentages. The table is divided into three sections: 'Sometimes Missed', 'Rarely Missed', and 'Always correct'. Each row shows the mastery percentage, the term in Chinese, the English translation, and a small image related to the term.

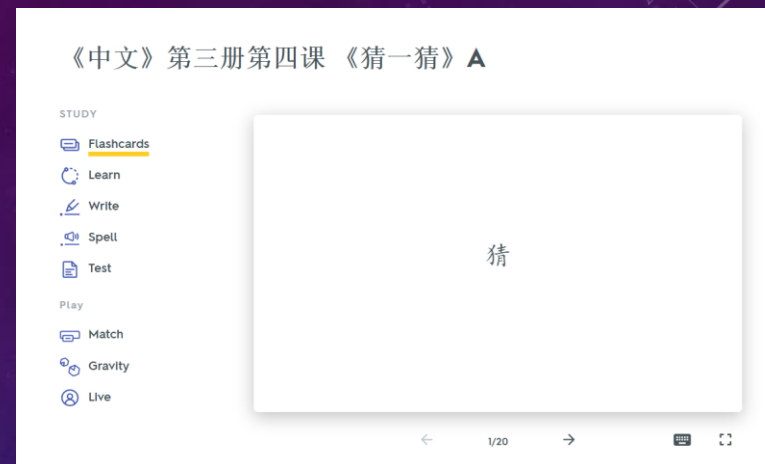
Section	Percentage	Term (Chinese)	English Translation	Image
Sometimes Missed	42%	目不转睛	to watch attentively without a blink, star at (literally: to watch without turning one's pupils)	
	62%	边走边说	talk while walk	
	67%	里边	inside (lbian)	
	67%	猜	(cāi) to guess	
Rarely Missed	75%	眼	(yǎn) eyes	
	95%	说话	to talk (shuō huà)	
Always correct	95%	睛	(jīng) eyeball; pupil of eye	
	100%	一朵花	a flower (yī duǒ huā)	
	100%	嘴巴	mouth (zuǐ ba)	

3) 布置作业

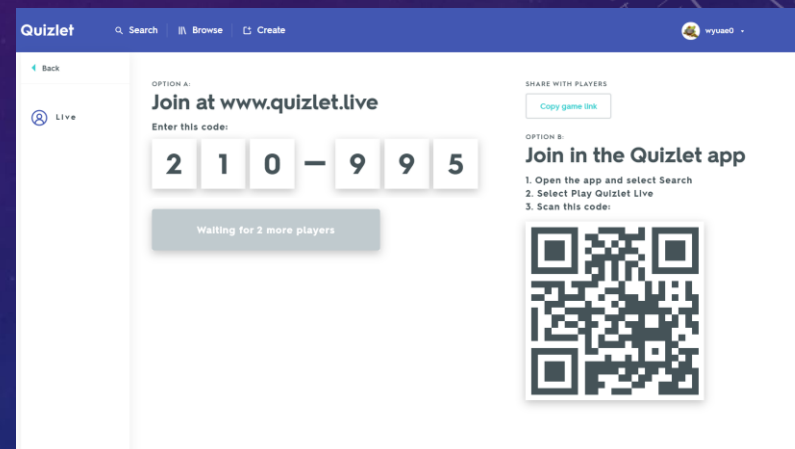
4) Match游戏调动学习积极性

5) QUIZLIVE

- 打开一套闪卡，点击Live



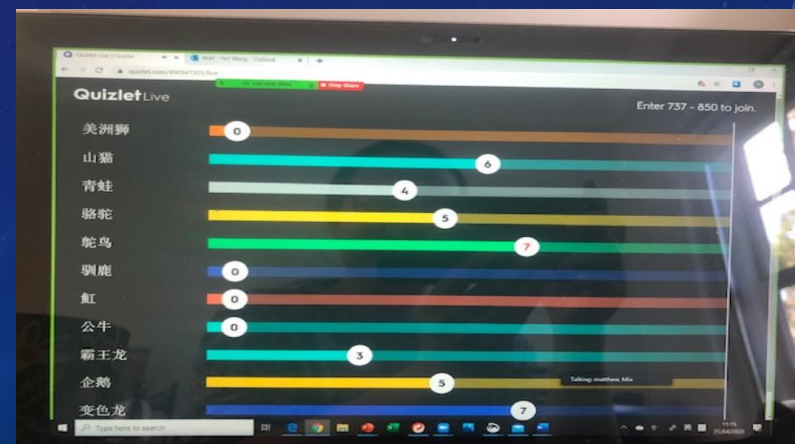
- 选择比赛方式



- 学生加入

- 扫码
- 输入游戏码
- 发链接

- 游戏开始











3、免费账号 VS 付费账号

免费账号:

- ~90% 功能
- 可以建立自己的学习闪卡, 班级和文件夹
- 大部分学习和游戏功能

付费账号:

 Track student progress See how your students are studying on Quizlet and which terms need more review	 Customise images and audio Add your own images and recorded audio to customise material for your students
 Quizlet Live your way Play using custom teams, turn on audio and change sets without interruption	 Add rich text formatting Emphasise important text using bold, italics, underlined text and highlighting
 Organise your classes Create an unlimited number of classes to allow your students to access your content	 Create detailed diagrams Add an unlimited number of locations to your diagrams and draw custom shapes on them
 Remove ads Help your students focus with an ad-free experience in classes you create	 Work faster with the app Use the app to scan documents, create sets more quickly and access Quizlet offline

QUESTIONS?

